

# MITCHELL PHOTOGRAPHY CLUB INC.



**April 2009**

## NEW COMMITTEE ELECTED FOR OUR SECOND YEAR

Following the Annual General Meeting held in March the newly elected Committee (See below), has already met, and started planning for the next 12 months. The format of the monthly meetings, and the Judging of the photographs was discussed. Raymond's friendly and relaxed analysis of particular submissions with the involvement of the photographer was thought to be a successful format.

Members are urged to have a say if they feel that things can be improved, with suggestions.

USE THIS NEWSLETTER AS PLATFORM FOR LETTING OFF STEAM!!

Manfred has taken on the duties as IT manager and hopes to get up a workable **Club Web site** to publicise our skills and activities. The cost of this requires investigation, but it is an exciting prospect.

A nice moment was enjoyed at the Broadford Library in March when the Club, ( actually Chairman Howard!) arranged the presentation of two delightful photos shown at the Seymour Exhibition by



### Theresa Clark's presentation to Janet Stahl.

Janet lost everything in the fire that Saturday afternoon. She fled 30 minutes before home and all her family memorabilia were burnt to the ground in the Reedy Creek forest. She is staying with friends now, with plans the rebuild.....in concrete!

Howard heard the she had loved the pictures of the Pardelote and Goslings and Terry kindly offered to donate them. Howard then skilfully framed them and organised the presentation, The Mayor, Cr Bill Melbourne attended.

### THE PHOTOSHOP ELEMENTS WORKSHOPS.

**THE FIRST WORKSHOP WAS HELD LAST MONTH, AT THE COMMUNITY CENTRE AND WAS WELL ATTENDED.**

OUR CAMERAS RARELY PRODUCE PHOTOGRAPHIC QUALITY THAT CANNOT BE IMPROVED QUICKLY AND EASILY IN PHOTOSHOP eg. BY CROPPING AND ADJUSTING "LEVELS". WE HAVE ALL FELT DAUNTED BY THE SUPERFICIAL COMPLEXITY OF THE PROGRAM. AN HOUR OR SO OF GUIDED "HANDS ON" TUTORIAL BREAKS THIS MENTAL BLOCK.

Ring Howard or Myself for details. You are very welcome.

**PO Box 474, Kilmore, 3764**

*President:* Howard Cooper, *V/Pres. and Newsletter Ed.:* Euan Walker, *Secretary:* Nicki Doyle,  
*Treasurer:* Raymond Fagg, *Membership Manager:* Greg Marshall, *IT Manager:* **Manfred Aldheim,**  
**Members:** Douglas Kentish and John Curran

## From the President

A good attendance (22) at the AGM. The MPC is going from strength to strength! The committee for 2009 is Howard Cooper(President), Euan Walker (V.President, newsletter editor), Nicki Doyle(Secretary), Raymond Fagg(Treasurer), Greg Marshall(Membership), John Curran, Manfred Audehm and Douglas Kentish. Thanks to Henry Gasko for his contribution to the club during 2008 and to John, Manfred and Douglas for working towards the future of the MPC by volunteering for committee for 2009.

Euan Walker's interesting talk on camera care and maintenance of equipment certainly made us all aware of the simple steps we should take to ensure that our photographic equipment is in proper working condition at all times. Those who have experienced dust on their camera's sensor know that prevention is much easier than correction.

The theme was open for the night. There were many interesting images presented – congratulations to Mark Preston for his wonderful image of the McKenzie Falls in the Grampians. The theme for April is Time/Clocks. Please use your imagination for subject selection. John Fitzherbert will talk about infrared photography – I have seen a few of his IR images and they are stunning.

The Photoshop Elements 7 workshop has started at the Broadford Community Centre. All members are welcome. During April workshops will be held on the 9<sup>th</sup> and 23<sup>rd</sup> from 7:30pm to 9:00pm. Please bring your images on CD as the USB port is difficult to access.

Please remember that the annual subscription is now due – please see Raymond at the next meeting.

The 2009 Photographic Competition is being managed by the MPC with the support of the Mitchell Shire Council. This year the libraries at Seymour, Broadford, Kilmore and Wallan will be drop off/pick up points so I am hoping for more entries. More details, forms etc will be available shortly.

This year the club meetings having one subject for discussion and more time for members to chat about their photography and equipment is working well. Those members who are new to photography shouldn't hesitate to ask the more experienced members for advice.

**Please let us have your suggestions for discussions (talk to a committee members or send an email to [howard38@hotmail.com](mailto:howard38@hotmail.com)).**

Remember to get your camera out as often as possible!

Cheers

Howard

**Next meeting 15<sup>th</sup> April**



Theresa Clark's Pardelope



Congratualtions to Joan MacDonald for her win at Kilmore



## Nicki Doyle wrote:

**Last Monday, I went for a drive into the forest to see the damage from the fires.** Travelling to my father-in-laws in Wandong (to help with repairs, washing, cooking etc etc) regularly I have recently noticed the roadside regrowth and the orange leaves contrasting starkly with the white/black tree trunks from the fires.

So far, I hadn't done the "tourist drive" as I was worried about residents feelings, however they have been saying recently that inhabitants want visitors, to help boost the local economy. I went from Kilmore to Wandong, then down Plenty Road to Whittlesea, then back up Broadford-Wandong Road to Broadford, and then home. I only had an hour before I needed to pick up my kids from school. There is nothing to see roadside past Heathcote junction, but the hills to the left of Plenty Rd are all burnt, leaving the residents along the roadside OK. The wetlands on the side of the road there are OK, which I was pleased to see. I plan to go to King Lake next week for "sight seeing"



Unfortunately it was a very hazy day, so photography was not great. I took a few good close ups of regrowth in a black stump (you know the type). I avoided homes, property damage etc. The South side of the Wandong underpass of the freeway was interesting. I have included a hazy photo- but the distinction between the green untouched trees next to burnt out orange trees was great. I intend to go back there on a non-hazy day and take better photos. The other place I stumbled on was the Kilmore memorial (road just behind the golf course). The view from there was stunning (albeit hazy). You can see where the fire started in Kilmore east, and have a great view of rolling hills- some black, others still OK. This is another place I intend to revisit on a cloudy day.



Nicki

*from:*

**Joan McDonald**

I was lucky enough to attend one of the early Narbethong Photo-shoots. You can imagine how shocked I was when I was later directed to read the VAPS website regarding these tours. Just goes to show how easy it is to get yourself into trouble without even trying. Would you like to be arguing with Darrin Hinch?

I met a metropolitan club member at Narbethong who regularly judges in Melbourne and I told him about our club and the fact that the critiquing is down to the same 2 individuals and it doesn't seem fair for them to have to do it all the time. This member recently judged in Berwick and thought Berwick was a long drive from the city.

However, he did tell me how he could be persuaded to travel to a country Club and bring his expertise for the night. He is not interested in money for fuel costs. The thing that would bring him out from the city is the offer of accommodation overnight in a members home, and then the next day a 4 wheel drive tour of the photography hot spots in the area. He did suggest this to a club at Wangaratta but thinks he must have been too subtle as the idea completely missed the mark. He was actually wanting to photograph the snow country up there. I would need to ask Ron Cork who this member is, as I was too shy to ask him. He did suggest there would be others also interested in a deal like that.

I have mixed feeling about the Narbethong photo-shoot, the rights and the wrongs, voyeuristic/compiling an historic document, who is to say? I can only say that our AM group were looked after beautifully by the team at The Black Spur Inn. Originally I totally rejected the offer as being unsavoury, then I decided I wanted to see Narbethong and I'm very glad I did.

I'm off to Canberra as a Production Team Volunteer over Easter for the National Folk Festival, will take camera. Please everyone have a peaceful and safe Easter.



**During the March meeting we discussed some basic and simple routines to keep our cameras clean, both internally and externally and working well.**

All pretty well common sense, of course.

Protect your camera from moisture (Rain, Immersion and condensation) and particularly salt when near the sea.

Only change lenses in a draft free and non dusty area. Have the next lens ready and quickly transfer it to the camera to reduce the time that the innards are exposed to aliens. Hold the camera lens mount down when exposed.

Clean the outside with a dry lint free soft cloth. Lenses are made of strange types of glass which can be softer than the window type and easily scratched. Clean by gently breathing, blowing with a puffer and soft brush, and very gentle use of an optician lens cleaning cloth.

Sensors get specks of dust which newer cameras can usually shake free by ultrasonic vibration. The specks appear of every picture and can be easily removed in Photoshop with the Healing brush. To clean the sensor, fully charge the battery, remove the lens, set a manual exposure of, say 30 seconds, and gently use a hand puffer to blow air on the sensor. I never attempt mechanical cleaning; Leave it to the professionals!!

**Filters are cheaper than lenses**

YOU CAN AFFORD TO BE MORE  
ROBUST CLEANING A FILTER  
and risking a scratch!!



When refitting the filter:

Avoid damaging the filter thread, by laying the filter on the lens, and turning it gently anti-clockwise until the thread clicks down, and then start turning clockwise. Do not over-tighten, or live to regret it.



**Splash, dunk and condensation  
ANY water in your camera may  
destroy it**



...keep the camera dry.  
...change lenses in the car  
...beware sudden cooling and condensation  
...use the neck strap at all times


**John Fitzherbert will be the speaker in April.**

John has specialised in Infra red photography, and his results are brilliant. Special techniques are needed for this and John will describe them to us. Here are a couple of examples to wet the Photographers appetite.




John Fitzherbert





John Fitzherbert

# MARK PRESTON'S PICTURE OF THE MONTH




Howard Cooper from Mallacoota

*Camera Buyers three assumptions:*

1. Bigger is better
  2. Newer is better
  3. You get what you pay for
- ?? TRUE ??





*EUAN WALKER*

**Darren Rokahr**

**Opening Hours**  
 Mon-Fri 8am-6pm  
 11 Wellington St., St Kilda  
 9525 2586  
 print@cpldigital.com.au

**CPL** services

- \* Exhibitions - Colour / B&W
- \* Display Images / Stands
- \* Fine Art Reproduction
- \* Mounting & Laminating
- \* Scanning / Archiving / Web
- \* E6 / C41 Processing & Printing
- \* Traditional B&W Services
- \* Silver Halide prints upto 50x108"

*FOR THE WINNER'S  
FREE ENLARGEMENT*



*NICKIE DOYLE*



Remember: \*

- \* Next meeting April 15th.....Picture subject "CLOCKS AND TIME"
- \* SUBSCRIPTIONS ARE DUE NOW. Please don't wait for Raymond to nag you!!
- \* PHOTOSHOP WORKSHOP ON THE 9TH APRIL ABOUT **YOUR** PROBLEMS