

MITCHELL PHOTOGRAPHY CLUB INC.



PO BOX 474, Kilmore 3764

www.mitchellphoto.org

October 2009

WEDDING PHOTOGRAPHY, by Ron Cork, presented at the September meeting

There would have been no-one at the crowded meeting who did not enjoy and appreciate Ron's comprehensive account of the joys, panics, frustrations and satisfactions of professional wedding photography. The major tire blowout he experienced on the Hume getting to us, was just an example of Murphy's law operating in a Photography life.

LARC Images
ABN: 97430942652

Portraits
Fine Art
Weddings
Photo Repair
Photo Retouching



Ron Cork
(03) 9763 6497
0414 354323
roncork@optusnet.com.au

Ron came quite late in life to Photography, having learnt Computer skills designing and writing a program to speed up the design of electrical distribution networks for building estates! He now is a fervent user of Photoshop to improve digital camera images, travels extensively with wondrous travel pictures, is a successful wedding photographer, and a widely acclaimed VAPS lecturer and judge.

His talk and presentation showed the planning, and thought that goes into a professional contract, and the necessity to charge a fee that represents all the time and skill used, before, during and following the event. He visits initially for both sides to assess the needs of the couple, examine suitable photo locations, and


talk about Albums, DVD's, and Printing and the financial details. He tries to Photograph everything, from the Brides Home to the Formal "expected" poses, and all the time being ready for the unexpected humour and unposed moments, be it an ice-cream soaked infant or a gust of wind under a bridesmaid's dress.

Ron shoots in RAW, culls many of the hundreds of shots he has taken and then works on every shot in Photoshop to improve tonal range, perhaps convert to Monochrome, remove unsightly distractions and blemishes for his stunning results, or, as an example, create ethereal high key effects. This takes a lot of time!!!!

A Wedding Photographer is not just creating a record of a day, he is building a **Fantasy** in an Album and Audio-visual of an event which will be remembered for decades to come. Woe betide the cameraman who turns up with a damaged camera, flat batteries (Camera and Flash), shonky or un-formatted flash cards, or who misses vital moments because he arrived too late to park his car! Every moment is unique and cannot be repeated for the snappers convenience.



Photographs by Nicki Doyle



*President: Howard Cooper. V/Pres. And News letter Editor: Euan Walker. Secretary: Nicki Doyle
Treasurer: Raymond Fagg. Membership Secretary: Greg Marshall. IT Manager: Manfred Audehm
Members: Doug Kentish and John Curran*

Presidents report to Mitchell Photography Club Inc

At our September meeting, Ron Cork from VAPS gave an interesting and talk on “How to shoot a Wedding”. Ron went into great detail on preparation, photographing the wedding and what is referred as “post” (editing, print selection, album etc). Those who thought that photographing a wedding was just a matter of turning up and taking pictures in focus with the correct exposure now realise that although there is a fun part there is also a lot of hard work.

The theme was “open” and many interesting images were presented – congratulations to Euan Walker for his incredible image of a fishing boat under an orange sky. Thanks to Ron for judging our images.

The theme for October is “WATER” and I expect to see many interesting images. Prizes and certificates for the 2009 Photographic Competition will be presented to the winners.

More information about the Mitchell Photography Club Inc visit our website (www.mitchellphoto.org) and click on “About Us”

Our enthusiastic membership covers all age groups and ranges from beginners to professionals. We gather in a friendly creative environment and encourage discussion on all things photographic. We offer some of our photographs for viewing to gain practical feedback and positive comment. So whether your camera is a compact or SLR (digital or film), and whatever your level of experience, why not join in the fun and make the most of your photography.

Meet every third Wednesday of the month (except January) at 7:30pm

Broadford Community Centre

158 High St, Broadford

Next meeting 21st October

Contact Howard 5784 3290 for more information




Ron chose this photograph as the Photograph of the Month.

He is committed to the view that exhibition photography is unashamedly a form of Art, and we should not try to pretend that it has to be just representational or a slavish reprint from the dig.card. Photo-Journalists have a different philosophy.

I had had a long stimulating talk with Ron at the Benalla Seminar in July and learnt a lot from him.

I was camped on a cliff south of Port Macquarie and had watched this little boat for several mornings, battling some pretty ordinary weather. Then those Sunrays appeared like an old Greek God protecting a seafarer.

*This what
I actually
took:*



With the large number of excellent photos presented at this meeting it was sad that so little time was left to judge and individually assess them.

Ron is an experienced teacher and competition Judge and he approached the exhibits as he would when faced with a large competition entry. He looked at them all quickly and dismissed from consideration any that were technically “off”, either out of focus, poor tonal range, or just not well composed or of sufficient interest. However much we think we have the shot of the century if the focus is out, a **Judge will not look at it.**

He picked a few, some to praise, and some to show how simple Photoshop adjustment would have turned a mediocre shot into something much better.


VERY FEW DIGITAL IMAGES STRAIGHT FROM THE CAMERA CANNOT BE ENHANCED & IMPROVED WITH TWO SIMPLE PHOTOSHOP ADJUSTMENTS: CROPPING AND LEVELS

Judging our Photographs




Ron picked this one out for particular mention as a very close second. He described it as excellent Photo-journalism with Human interest, with the out of focus background defining the context and with that indefinable “oomph” factor that catches the eye.

Congratulations to Chris Gilder.



Joan McDonald: another top photo.



I liked Howard’s picture of clouds gathering for an evening storm. By having his camera always ready he was able to snatch this potentially winning art work of art. His misty view below is in a very different mood.






Manfred Audehm captures the forest regrowth, and Robin was miles away with a well seen and grabbed moment



Peter Hosking did well with Isaac by masking a monotone layer in Photoshop. How many people know how to do this?



Nicki Doyle was unnecessarily nervous about taking responsibility for a family wedding assignment. She did a fantastic job



Henry Gasko sent this varied threesome. They show his interest in patterns of shadows and texture that he uses for his images.

The snow scene breaks all the rules about tonal range but this is intentional and accurate and tells us about the misery of this "sport"!!

James Sheppard has a wide range of photographic talents and sent these three totally different images. He must always have his camera with him and an ever alert eye. Beautifully done.





The ever prolific James has been to a wedding, and I think the detailed shot of the bouquet is a beautiful. It is needle sharp, perfectly coloured, and, suggests a lovely Bride.

This is Wedding Photography at its best.

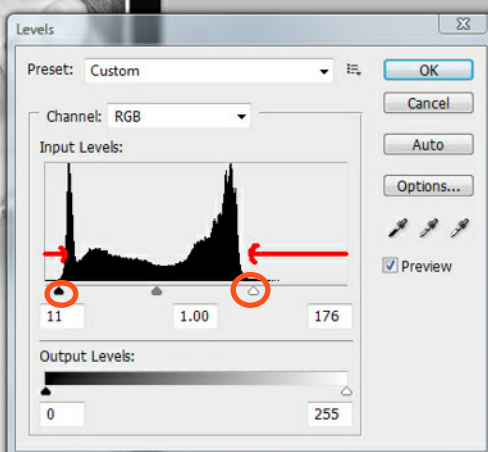
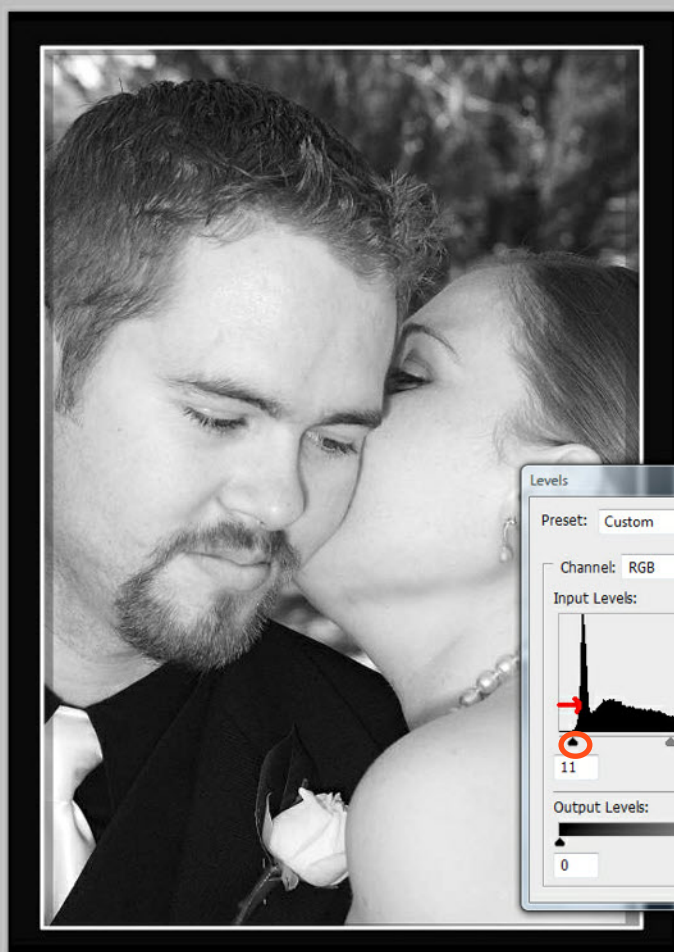
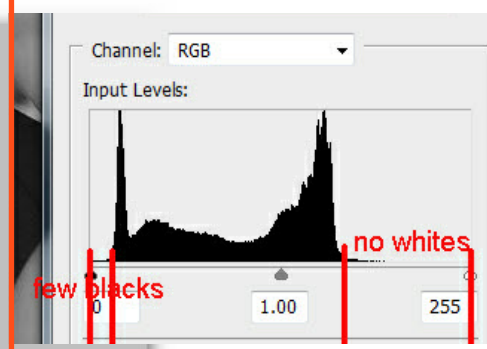
Ron Cork picked on a couple of photos which he felt needed a Photoshop work over and was particularly critical of James' monotone couple.

Well composed and cropped, but badly presented!!

I have much too much respect for James abilities to doubt that the effect was exactly what he intended, but I will use it to remind Members less familiar with Photoshop what could have been done to please Ron (and me!).

What is wrong?...flat tones... no whites...muddy blacks.

Look at the Levels histogram:



Simply moving the little arrows inwards to lie under the limits of the histogram forces the picture to use the whole black to white tonal range and everything looks just that much better. (*in my opinion*) The middle arrow makes it lighter or darker.

To members new to Photoshop
TRY THIS SIMPLE TRICK
ON EVERY PHOTO YOU TAKE
TO TRY THE EFFECT

Please don't hit me, James



Mark Preston



Yt

More Photo-Journalism, or Documentary/ Record, class or whatever you like to call it



Quote of the Day

Good-bye Kodachrome

IT'S LIKELY THERE'S NOW SEVERAL generations of photographers who have no idea what kodachrome was, but if you shot in colour any time between the 1940s and the 1980s – and either stills or movies – it was probably the film of choice.

Camera Magazine Sept 09

Two coming shows:

Whittlesea November 6-8th


Photo entries by 17th October

Kilmore 6th December

How about some interest Girls and Guys??!!

The judging for our own Mitchell Photographic Competition is over. LOTS of entries but

THE CONTRIBUTION FROM OUR OWN CLUB WAS ABYSMAL: LESS THAN 10% OF ENTRIES
This was very sad. A lot of work (mainly by President Howard) goes into organising the show which is
should be a SHOWPLACE for our club. Only half a dozen members participated.



CONGRATULATIONS:
JOHN FITZHERBERT
for winning a Third Prize
at the Melbourne Show
with this dream which he
woke with in June

Next Meeting 21st October. Subject: WATER
Competition prints will be on display, and Prizes presented